



Glazing solutions experience built since 1943

## A+ Windows Family

Our A+ Windows system offer high performance, durability and aesthetics for various applications. They are available in different sight line type and height, glazing options and opening types.

A+ Windows were designed to deliver narrow aluminium framing, available in numerous variants and frame depths with a choice of colours and finishes.



A+85








## A+ Windows Family (Inward Opening)

	A+ 65	A+ 75	A+ 85	A+ 95
Frame depth (mm)	65	75	85	95
Sight line type	stright	bevel	stright	bevel
Sight line height (mm)	54	54	54	54
Glazing type	DGU	DGU	TGU	TGU
Max. glazing thicknes (mm)	31	31	51	51
Heat transfer Uf (W/m <sup>2</sup> K)	2,28	2,34	1,54	1,57
2D drawing				
3D view				

Opening types: turn/tilt, tilt/turn, turn, tilt  
 Maximal vent weight: 130 kg (286 lb)




## A+ Windows Family (Inward Opening)

A+ 149	A+ 149 Bella	A+ 159	A+ 174	A+ UNI	A+ UNI SL
149	149	159	174	85	101
stright	stright	bevel	stright	industrial	industrial
54	75	54	54	41	41
TGU	DGU	TGU	TGU	TGU	TGU
51	31	51	51	51	51
1,65	2,85	1,68	1,66	2,09	2,09
					
					



## The newest ALUFLAM plant with its own aluminum extrusion line



The photos above present our new production facility in Jonava (Lithuania), which opened in 2022. Due to the continuous development of the ALUFLAM company, we built this plant for concentrating our own line for extrusion of aluminum profiles, an ecological powder paint shop, a machine room, a department based on modern CNC machines and product assembly in one place.

ALUFLAM A/S  
Langebjergvænget 13  
4000 Roskilde  
DENMARK

Tel. +45 46 75 06 11  
Fax +45 46 75 08 11  
E-mail: [info@alufлам.dk](mailto:info@alufлам.dk)  
VAT Reg No 20675136

**ALUFLAM**<sup>®</sup>  
GROUP