

Bi-folding Door

ALUFLAM
GROUP



Plan simple life with simple concepts

Bi-folding Door

Let your outside view blend into your interior by creating a clear opening of up to 7 metres wide and 2.4 metres high. Maximum glass area combined with a minimal aluminium frame sightline provides an unintrusive appearance and ensures thermal performance.

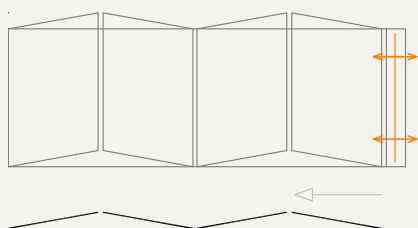
The system features a single hinged door leaf for access while the other folding leaf's are retained in the closed position.



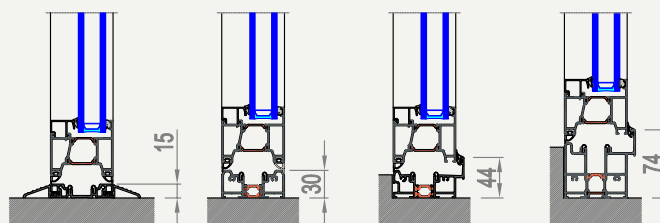
Bi-folding Door

- Clear maximum opening up to 7 metres with up to 7 individual vents
- **Numerous configurations**, with window/door locking feature available
- **Slim and symmetrical** design of vent-vent profile (131mm)
- **Slim** design of frame-vent profile (100mm)
- **4 bottom cill solutions** with different sealing level and threshold height
- **Air tightness (EN 12207): Class 4**
- **Water tightness (EN 12208):** from Class 5A (200 Pa) up to **Class 9A (600 Pa)**
- **Wind load resistance (EN 12211; EN 12210): Class B3**
- **Burglar resistance (ENV 1627 – ENV 1630): RC2**
- **PAS-24** Secure By Design (SBD) accreditation (optional)

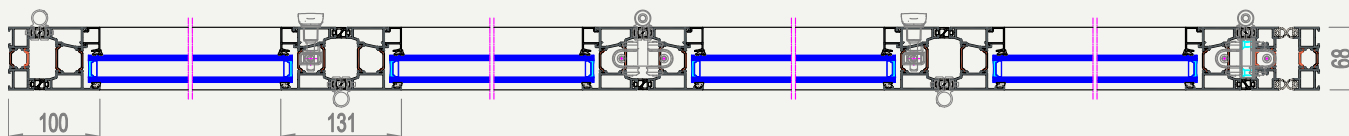
Sample with adjustable side profile



4 bottom cill solutions



Comfort in installation and logistics thanks to the adjustable side profile. It is recommended to measure and fabricate the last vent after the others are installed. This procedure will let to cover up tolerances on vent dimensions and proceed complete installation during 1 site visit.



Overall system depth	68 mm
Maximal element width / height	1200 / 2500 mm
4 threshold variants (height ranges)	0-15 mm / 9-30 mm / 23-44 mm / 23-74 mm
Maximal sash weight	120 kg
Rebate height	14 mm
Glass thickness	12 - 55 mm
Thermal Insulation (EN ISO 10077-2)	Uf-value down to 1.8 W/m ² K (*)

* depending on the profile combination

ALUFLAM A/S
Langebjergvænget 13
4000 Roskilde
DENMARK

Tel. +45 46 75 06 11
Fax +45 46 75 08 11
E-mail: info@aluflam.dk
VAT Reg No 20675136

ALUFLAM[®]
GROUP