




Youth Dwellings in Copenhagen

Primary door system

Our WUBERN Door system is a solution dedicated to residential or public buildings e.g.: offices, schools, hotels, hospitals or shopping malls. It may be placed as an internal or external barrier, with an inward or outward opening.

The sash and frame are constructed of a multi-chamber aluminium profile, with excellent thermal isolation. The standard sightline is 152 mm, there is also the SLIM version with only 127 mm to achieve the modern look.

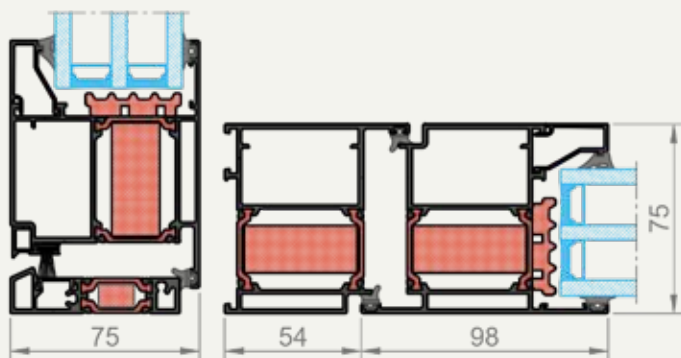


Primary door system

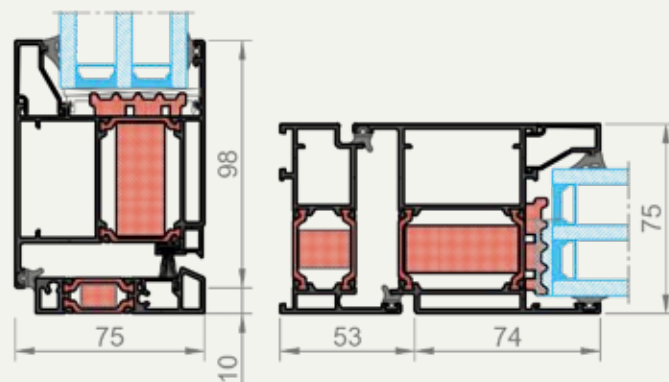
WUBERN Door

- **Numerous applications** - general-use system for public and residential
- **Internal or external usage**
- **Inward or outward opening**
- **Good thermal performance** - multi-chamber design provides low U_w value
- **Two sight line widths** - 152 mm for STANDARD, 127 mm for SLIM
- **Numerous colours and finishes** – aluminium profiles available in diverse RAL colours and anodised

STANDARD, outward opening



SLIM, inward opening



Frame depth	75 mm
Sight line height	152 mm or 127 mm
Glazing type	TGU
Maximum glazing thickness	60 mm
U_w (size 1230 x 2180mm, outward opening)	STANDARD 0.96 [W/m ² K], SLIM 0.95 [W/m ² K]
U_w (size 1230 x 2180mm, inward opening)	STANDARD 0.97 [W/m ² K], SLIM 0.96 [W/m ² K]
Maximum sash weight	210 kg (1400 x 3000 mm, 4 hinges)

ALUFLAM A/S
Langebjergvænget 13
4000 Roskilde
DENMARK

Tel. +45 46 75 06 11
Fax +45 46 75 08 11
E-mail: info@aluflam.dk
VAT Reg No 20675136

ALUFLAM[®]
GROUP