

Facade AW50


ALUFLAM[®]
GROUP



AXIOMA HQ Kaunas LT

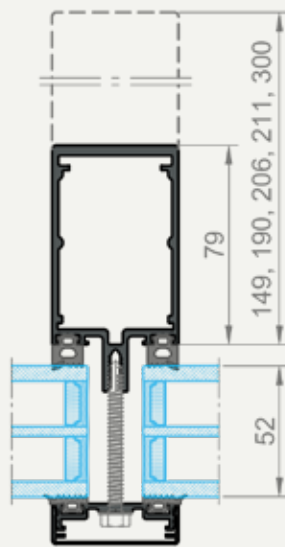
Facade

The AW50 is a versatile, aluminum façade system designed to offer robust performance and sleek aesthetics. With high thermal insulation and flexible glazing options, AW50 is ideal for modern architectural needs, enhancing building exteriors with a refined look. Engineered for durability, this system adapts to various structural requirements. Ideal for commercial projects that prioritize both style and energy efficiency.

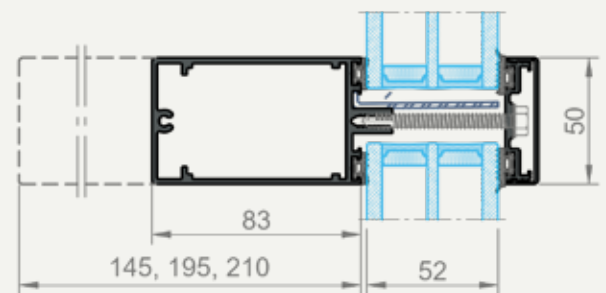


- Suitable for commercial and architectural applications
- Enhances building appearance with clean, refined lines
- Large panes can be configured with this system
- Thermal isolation with value down to $U_m = 1.17$ [W/m²K] (infill panel 52mm)
- Aesthetic, narrow sightline of the system profiles: 50 mm
- Easy integration with other façade systems
- Good sound resistance
- Single and multiple window panel design is available
- Surface finishing - powder coating (RAL, NCS), anodizing

Mullion



Transom



Sightline	50 mm
Mullion depth	79, 149, 190, 206, 211, 300 mm
Transom depth	83, 145, 195, 210 mm
Thermal isolation U_m	1.17 [W/m ² K] (infill panel 52mm)
Maximal glazing thickness	80 mm
Functionality	internal, external curtain walls